






Yale College Class of 2027

First-Year Class Profile

<p>1,647 enrolled first-years</p>	<p>4.5% rate of admission</p>		
<p>51%:48%:1% gender identity female:male:nonbinary</p>		<p>52,303 first-year applicants</p> <p>Single-Choice Early Action: 7,809 Regular Decision: 44,494</p>	
<p>59% identify as students of color (US Cit. & Perm Res.)</p>			
<p>22% Pell Grant recipients</p>	<p>21% first-generation students</p>	<p>11% legacy affiliation</p>	
<p>55% students receiving a Yale need-based financial aid award</p>		<p>1,224 high schools represented</p>	
<p>\$71,663 average scholarship award for financial aid recipients</p>		<p>53 US states and territories represented</p>	
		<p>68 countries represented</p> <p>53% speak a language other than English at home or as a first language</p>	

Geographic Distribution by Residence

Northeast	31%
Middle Atlantic	9%
South	12%
Midwest	9%
Southwest	7%
West	16%
Other (incl. international)	16%

High Schools Attended

U.S. schools only; 211 students attended school outside of the U.S.

Public	63%
Independent Day	20%
Boarding	10%
Religious	7%

Background

The following is based on self-reported information students provided when they applied. A total of 59% of first-years are US citizens or Permanent Residents who identify as members of a minority group. Categories do not add up to 100% because 23% of domestic first-years indicated two or more races/ethnicities and are represented in more than one category.

African American	14%
Asian American	30%
Hispanic/Latino	18%
Native American	3%
White	42%
International	12%

High School Rank

for first-years whose schools report class rank

Top 10%	97%
---------	-----

Countries Represented by Residence

Australia, Bangladesh, Botswana, Brazil, Bulgaria, Burkina Faso, Cambodia, Canada, Chile, China, Cote D'Ivoire, Croatia, Denmark, Dominican Republic, El Salvador, Ethiopia, Finland, France, Germany, Ghana, Greece, Hong Kong, Hungary, Iceland, India, Indonesia, Iran, Ireland, Israel, Italy, Jamaica, Japan, Jordan, Kenya, Kosovo, Latvia, Malaysia, Mexico, Mongolia, Netherlands, New Zealand, Nigeria, Norway, Philippines, Poland, Romania, Rwanda, Singapore, Slovakia, Slovenia, South Africa, South Korea, South Sudan, Spain, Sudan, Taiwan, Tanzania, Thailand, Tunisia, Turkey, Ukraine, United Arab Emirates, United Kingdom, United States, Uzbekistan, Vietnam, Zimbabwe

Top 15 Intended Majors

(80+ majors offered in Yale College)

Astrophysics, Biomedical Engineering; Computer Science; Economics; English; Environmental Studies; Ethics, Politics, & Economics; Global Affairs; History; History of Science, Medicine, & Public Health; Mechanical Engineering; Molecular, Cellular, & Developmental Biology; Neuroscience; Political Science; Psychology

Note: In response to the pandemic, Yale temporarily suspended its requirement that first-year applicants submit results from the ACT or SAT. While this policy is in effect, the admissions office will not report data on the test scores or test-sharing choices of applicants, admitted students, or enrolling students. A decision on testing policy for the 2024-25 admissions cycle will be made in early 2024.



For detailed information about admissions and financial aid, please visit <http://admissions.yale.edu>

Other questions? <http://admissions.yale.edu/questions>